


QUICKSPAN™ LOCKING DRYWALL GRID SYSTEM

Featuring the QuickSpan Support Clip


Engineered and designed to be the quickest and easiest way to span flat drywall ceilings in hallway and corridor applications.

QUICKSPAN LOCKING CHANNEL AND TEE



WALL ANGLE

QUICKSPAN SUPPORT CLIP



FEATURES AND BENEFITS

QUICKSPAN TEES

- Eliminates the need for hanger wires for unsupported spans up to 9' with 5/8" drywall and 16" O.C. spacing
- Knurled face for easier screw installation
- Web is double stitched for added strength
- Heavy-duty material for maximum rigidity and screw grip
- G40 galvanization and 0.020" metal thickness

QUICKSPAN SUPPORT CLIP

- Snap and fasten to carrying tee for support of spans up to 16'
- Allows for wire spacing up to 6'6"

QUICKSPAN LOCKING CHANNEL

- Pre-engineered locking tabs punched 8" O.C.
- Tees quickly twist into place for fast installation
- Locking tab prevents lateral and upward movement
- No need for screws, pop rivets or crimpers
- Carpenters marks at locking tabs for quick alignment

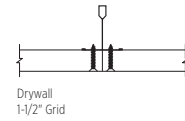
ALL QUICKSPAN ELEMENTS

- 10-year limited warranty
- Tested performance data available in ICC ESR-3941

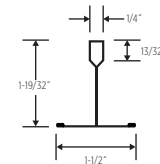
APPLICATIONS

- Condominiums / Apartments
- Hotels / Motels
- Education
- Healthcare
- Offices

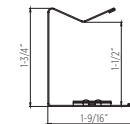
APPLICATION DETAILS



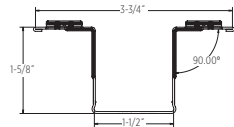
TEES



LOCKING CHANNEL



SUPPORT CLIP



ACCESSORIES

QUICKSPAN™ ACCESSORIES	Product Name	Dimensions L x H x W in. (mm)	Pieces/ carton	Use	
	QSSC1 QuickSpan Support Clip	3.83 x 1.61 x 2 (97.28 x 40.89 x 50.8)	100	Used to support wider spanning tee spacing and enables longer spans with fewer hanger wires. Fastened with two minimum #7 screws (not provided).	
	DFB Direct Fixing Bracket	4-1/2 x 1-1/2 x 1/16 (115 x 39 x 2)	75	Used to attach tees to the structure in shallow plenum applications	
	LBRC L-Bracket	2-1/4 x 2-1/4 x 1/16 (58 x 58 x 2)	200	Used to screw-attach cut cross tees together	

QUICKSPAN™ LOCKING DRYWALL GRID SYSTEM

Featuring the QuickSpan Support Clip

	Description	Dimensions L x H x W (in.)	Hanger/Lock Spacing (in.)	Pieces/ bundle	Lin. Ft./ bundle	Lbs./ bundle	Recycled Content TOTAL
MAIN RUNNERS							
QST6-13-20	6' QuickSpan Tee G40	72 x 1-9/16 x 1-1/2	2 Hole Grouping, Every 8" O.C.	12	72	25	87%
QST8-13-20	8' QuickSpan Tee G40	96 x 1-9/16 x 1-1/2	2 Hole Grouping, Every 8" O.C.	12	96	34	87%
QST10-13-20	10' QuickSpan Tee G40	120 x 1-9/16 x 1-1/2	2 Hole Grouping, Every 8" O.C.	12	120	42	87%
QST12-13-20	12' QuickSpan Tee G40	144 x 1-9/16 x 1-1/2	2 Hole Grouping, Every 8" O.C.	12	144	50	87%
QST14-13-20	14' QuickSpan Tee G40	168 x 1-9/16 x 1-1/2	2 Hole Grouping, Every 8" O.C.	12	168	59	87%
QST16-13-20	16' QuickSpan Tee G40	192 x 1-9/16 x 1-1/2	2 Hole Grouping, Every 8" O.C.	12	192	67	87%
CUSTOM	Custom Length (Max = 16')	TBD x 1-9/16 x 1-1/2	2 Hole Grouping, Every 8" O.C.	—	—	—	87%
WALL ANGLE							
DWA1.5-1.5	1-1/2" Knurled Wall Angle G40	144 x 1-1/2 x 1-1/2		20	240	45	88%
DWA2-2	2" Knurled Wall Angle G40	144 x 2 x 2		20	240	59	88%
LOCKING CHANNEL							
QSLC12-14-20	12' QuickSpan Locking Channel G40	144 x 1-3/4 x 1-9/16	8" O.C.	12	144	40	87%
SUPPORT CLIP							
QSSC1	QuickSpan Support Clip	3.83 x 1.61 x 2	n/a	100	n/a	n/a	87%

QuickSpan tees and locking channel must be used together.

G-90 galvanization is available for extreme corrosion resistance and exterior applications.

LOAD TEST DATA

CLEAR SPAN L/240 NO HANGERS (LBS/FT)

SPAN LENGTH	4'(48")	4'6"(54")	5'(60")	5'6"(66")	6'(72")	6'6"(78")	7'(84")	7'6"(90")	8'(96")	8'6"(102")	9'(108")	9'6"(114")	10'(120")	10'6"(126")	11'(132")	12'(144")	14'(168")
LOAD (lbs/Sq. ft.)	33.86	24.02	17.51	13.16	10.13	7.97	6.38	5.19	4.28	3.60	3.31	2.81	2.41	2.08	1.81	1.51	1.03

SPAN LOAD TEST DATA (WITHOUT SUPPORT CLIP)

SPANNING TEE SPACING (lbs/Sq. ft.)	SPAN LENGTH															
	4'(48")	4'6"(54")	5'(60")	5'6"(66")	6'(72")	6'6"(78")	7'(84")	7'6"(90")	8'(96")	9'(107.7")	10'(120")	11'3"(135")	12'(144")	14'(168")	16'(192")	
8" O.C.	50.5	35.85	26.2	19.64	15.2	11.90	9.6	7.75	6.4	5.0	3.6	2.6	15.2*	9.6*	6.4*	
16" O.C.	25.5	18.06	13.2	9.89	7.6	5.99	4.8	3.9	3.2	2.5	13.2*	9.2*	7.6*	4.8*	3.2*	
24" O.C.	16.9	12.01	8.8	6.58	5.1	3.99	3.2	2.6	16.9*	12.0*	8.8*	6.2*	5.1*	3.2*	7.2**	

No hangers required * Mid-span support required ** Two vertical supports at 1/3 points required Note: 5/8" drywall weighs approx. 2.5 lbs/Sq. ft. 1/2" drywall weighs approx. 2.0 lbs/Sq. ft.

Max Design Span for 5 lbs/Sq. Ft. (Double 5/8" Board)	Max Design Span for 2.5 lbs/Sq. Ft. (5/8" Board)	Max Design Span for 2.0 lbs/Sq. Ft. (1/2" Board)	Max Design Span for 1.4 lbs/Sq. Ft. (Lightweight 1/2" Board*)
8" O.C. 107.7' (8' 11")	8" O.C. 135.6' (11' 3")	8" O.C. 152.3' (12' 8")	8" O.C. 168' (14')
16" O.C. 82.8' (6' 10")	16" O.C. 107.7' (8' 11")	16" O.C. 116' (9' 7")	16" O.C. 130.6' (10' 5")
24" O.C. 72.3' (6')	24" O.C. 91.1' (7' 7")	24" O.C. 98.2' (8' 2")	24" O.C. 114.1' (9' 5")

CertainTeed Easi-Lite™ Drywall boards weigh between 1.2 and 1.4 lbs/Sq. ft.

HANGER WIRE SPACING (in.) FOR QUICKSPAN TEE PERPENDICULAR SUPPORT WITH SUPPORT CLIP AT CENTER

GYPSUM BOARD WEIGHT	FULL SPAN IN ft. (UNSUPPORTED SPAN IN ft.)*									
	7'(3.5')	8'(4')	9'(4.5')	10'(5')	11'(5.5')	12'(6')	13'(6.5')	14'(7')	15'(7.5')	16'(8')
	Hanger spacing (in.)									
5 lbs/Sq. ft.	60.0	57.4	55.2	53.3	51.6	50.1	48.8	47.6	46.5	45.5
2.5 lbs/Sq. ft.	75.6	72.3	69.5	67.1	65.0	63.2	61.5	60.0	58.6	57.4
2 lbs/Sq. ft.	78.0	78.0	74.9	72.3	70.0	68.0	66.2	64.6	63.2	61.8
1.4 lbs/Sq. ft.	78.0	78.0	78.0	78.0	78.0	76.6	74.6	72.8	71.1	69.6

*Unsupported span is equal to the distance measured between locking channels and the perpendicular QuickSpan support tee.

- Spanning tee load test data shows uniform load in lbs/Sq. ft. based on clear span tests in accordance with ASTM deflection limit on L/240.
- Carrying tees require inverted 16" tee splice fastened with four #7 screws on each side of the joint.
- Installation per ASTM C636
- Installation per ASTM C754

Installation:

Must be installed in compliance with ASTM C636, ASTM E580, CISCA and stand industry practices, within all applicable code requirements. Alternative assemblies and installation methods may be utilized when approved by the Authority Having Jurisdiction. CertainTeed Ceilings recommends checking with the Authority Having Jurisdiction prior to designing and installing a suspended ceiling system.

Code Compliance:

The information presented is correct to the best of our knowledge at the date of issuance. Because codes continue to evolve, check with local officials prior to designing and installing a ceiling system. Other restrictions and exemptions may apply.

Tested performance data available in ICC ESR-3941

Customer Support | certainteed.com/ceilings | 800-233-8990

LEED® is a registered trademark of the U.S. Green Building Council. Declare™ is a service mark of The International Living Future Institute © 2/19 CertainTeed Corporation

CertainTeed
SAINT-GOBAIN