


# 1-1/2" DRYWALL SYSTEM

## Drywall Systems

Double-stitched web for strength and stability, knurled face for easier screw installation, fast and painless installation.


### MAIN RUNNER



### CROSS TEE



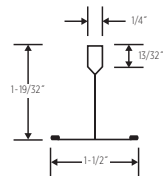
### 1-1/2" WALL ANGLE



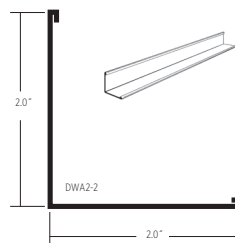
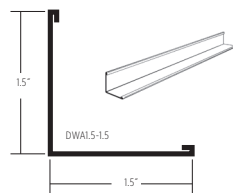
### FEATURES AND BENEFITS

- Knurled face for easier screw installation
- Expanded cross tee offering facilitates integration with Types F & G light fixtures
- Double stitched web for added strength
- Cross tees feature staked-on end tabs for optimal tightness and ease of installation
- Manufactured in accordance with ASTM C635 and in compliance with ASTM C645
- Heavy duty - All system components minimum .018" HDG steel thickness; complies with ASTM C645
- Stepped-end design featured on cross tees
- Utilizes G40 hot-dipped galvanized construction for superior corrosion resistance
- G90 is available for extreme corrosion resistance and exterior applications
- Suitable for use in the following UL/ULC Fire Resistive Assemblies: D501, D502, D503, G041, G523, G524, G526, G527, G528, G529, G553, L502, L508, L513, L515, L525, L526, L529, P506, P508, P509, P510, P513, P514, P560
- Metric sizes available for integration with Gyptone® BIG™ Boards
- High recycled content

### MAIN RUNNER



### WALL ANGLE



### LEED® v4

#### RECYCLED CONTENT

#### MAIN RUNNER

PRE: 19-28% POST: 34-69% TOTAL: 62-88%

#### CROSS TEE

PRE: 19-28% POST: 34-68% TOTAL: 62-87%

#### WALL ANGLE

PRE: 19-28% POST: 34-69% TOTAL: 61-88%

- MR: PBT Source Reduction (Healthcare)
- MR: Material Ingredients (HPDs)
- MR: Sourcing Raw Materials
- MR: Environmental Product Declarations (EPDs)
- MR: Construction and Demolition Waste Management Planning

**Declare**<sup>SM</sup>  
Living Building Challenge Red List Free\*

# 1-1/2" DRYWALL SYSTEM

## Drywall Systems

G40 GALVANIZATION		Description	Dimensions (in.)	Slot Spacing (in.)	Pieces/carton	Ft./carton	Lbs./carton	Recycled Content PRE*	Recycled Content POST*	Recycled Content TOTAL*	Allowable Uniform Load (plf)	Allowable Concentrated Load at midspan (lbf)**
<b>MAIN RUNNER</b>												
DWS12-13-20	HD FR Main Runner G40	144 x 1.6 x 1.5	54, starting 2-1/4" from each end	16	192	61	19%	69%	88%	17.72	4.3	
<b>CROSS TEE</b>												
DWS1.16-13-20	14" Cross Tee G40	14 x 1.6 x 1.5	None	48	55.9	20	19%	68%	87%	—	—	
DWS2-13-20	24" Cross Tee G40	24 x 1.6 x 1.5	10, 12, 14	48	96	31	19%	68%	87%	76	95.03	
DWS2.16-13-20	26" Cross Tee G40	26 x 1.6 x 1.5	12, 14	48	104	34	19%	68%	87%	67.9	91.98	
DWS3-13-20	36" Cross Tee G40	36 x 1.6 x 1.5	None	48	144	47	19%	68%	87%	42.5 <sup>†</sup>	79.71	
DWS4-13-20	48" Cross Tee G40	48 x 1.6 x 1.5	10, 12, 14, 22, 24, 26, 34, 36, 38	48	192	61	19%	68%	87%	18.32 <sup>†</sup>	45.8	
DWS4.16-13-20	50" Cross Tee G40	50 x 1.6 x 1.5	10, 12, 14, 24, 26, 36, 38, 40	48	200	64	19%	68%	87%	21.75 <sup>†</sup>	56.6	
DWS6-13-20	72" Cross Tee G40	72 x 1.6 x 1.5	22, 24, 26, 46, 48, 50	36	216	71	19%	68%	87%	5.89 <sup>†</sup>	22.09	
<b>WALL ANGLE</b>												
DWA1.5-1.5	1.5" WA G40	144 x 1.5 x 1.5	—	20	240	59	19%	69%	88%	—	—	
DWA2-2	2" WA G40	144 x 2 x 2	—	20	240	59	19%	69%	88%	—	—	
<b>G90 GALVANIZATION FOR EXTREME CORROSION RESISTANCE</b>												
G90 GALVANIZATION		Description	Dimensions (in.)	Slot Spacing (in.)	Pieces/carton	Ft./carton	Lbs./carton	Recycled Content PRE*	Recycled Content POST*	Recycled Content TOTAL*	Allowable Uniform Load (plf)	Allowable Concentrated Load at midspan (lbf)**
<b>MAIN RUNNER</b>												
DWS12-13-20 G90	HD FR Main Runner G90	144 x 1.6 x 1.5	54, starting 2-1/4" from each end	16	192	61	19%	69%	88%	17.72	4.3	
<b>CROSS TEE</b>												
DWS1.16-13-20 G90	14" Cross Tee G90	14 x 1.6 x 1.5	None	48	55.9	20	19%	68%	87%	—	—	
DWS2-13-20 G90	24" Cross Tee G90	24 x 1.6 x 1.5	10, 12, 14	48	96	31	19%	68%	87%	76	95.03	
DWS2.16-13-20 G90	26" Cross Tee G90	26 x 1.6 x 1.5	12, 14	48	104	34	19%	68%	87%	67.9	91.98	
DWS3-13-20 G90	36" Cross Tee G90	36 x 1.6 x 1.5	None	48	144	47	19%	68%	87%	42.5 <sup>†</sup>	79.71	
DWS4-13-20 G90	48" Cross Tee G90	48 x 1.6 x 1.5	10, 12, 14, 22, 24, 26, 34, 36, 38	48	192	61	19%	68%	87%	18.32 <sup>†</sup>	45.8	
DWS4.16-13-20 G90	50" Cross Tee G90	50 x 1.6 x 1.5	10, 12, 14, 24, 26, 36, 38, 40	48	200	64	19%	68%	87%	21.75 <sup>†</sup>	56.6	
DWS6-13-20 G90	72" Cross Tee G90	72 x 1.6 x 1.5	22, 24, 26, 46, 48, 50	36	216	71	19%	68%	87%	5.89 <sup>†</sup>	22.09	
<b>WALL ANGLE</b>												
DWA1.5-1.5 G90	1.5" WA G90	144 x 1.5 x 1.5	—	20	240	59	19%	69%	88%	—	—	
DWA2-2 G90	2" WA G90	144 x 2 x 2	—	20	240	59	27%	34%	61%	—	—	
<b>METRIC SIZES FOR INTEGRATION WITH GYPTONE BIG BOARDS</b>												
METRIC SIZES		Description	Dimensions (mm)	Slot Spacing (mm)	Pieces/carton	m/carton	Lbs./carton	Recycled Content PRE*	Recycled Content POST*	Recycled Content TOTAL*	Allowable Uniform Load (plf)	Allowable Concentrated Load at midspan (lbf)**
<b>MAIN RUNNER METRIC</b>												
DWS3600MM-13-20 G40	HD FR Main Runner	3600 x 41 x 38	150, starting 75mm from each end	16	57.6	61	28%	34%	62%	—	—	
<b>CROSS TEE METRIC</b>												
DWS1500MM-13-20 G40	1500 mm Cross Tee	1500 x 41 x 38	150, 350, 250, 250, 350, 150	48	72	31	28%	34%	62%	—	—	
DWS1200MM-13-20 G40	1200 mm Cross Tee	1200 x 41 x 38	300	48	57.6	34	28%	34%	62%	—	—	
DWS750MM-13-20 G40	750 mm Cross Tee	750 x 41 x 38	None	48	36	47	28%	34%	62%	—	—	
DWS900MM-13-20 G40	900 mm Cross Tee	900 x 41 x 38	None	48	43.2	61	28%	34%	62%	—	—	
DWS600MM-13-20 G40	600 mm Cross Tee	600 x 41 x 38	None	48	28.8	64	28%	34%	62%	—	—	
<b>WALL ANGLE METRIC</b>												
DWA1.5-1.5	38 mm Wall Angle	3685 x 38 x 38	—	48	176.8	59	28%	34%	62%	—	—	
DWA2-2	51 mm Wall Angle	3858 x 51 x 51	—	36	176.8	59	28%	34%	62%	—	—	

\*Maximum recycled content percentage. Recycled content varies by manufacturing location.












\*\*Allowable concentrated loads at midspan are determined in accordance with AC308 Section 3.2. For each framing member, the allowable concentrated load must not be combined with the allowable uniform load.

†Laterally braced at midspan.

# 1-1/2" DRYWALL SYSTEM

## Drywall Systems

### ACCESSORIES

	Item Number	Product Name	Dimensions L" x W" x H" (mm)	Color	Pieces/ carton	Lbs./ carton
	<b>B30</b>	30-degree Angle Bracket	6-1/2 x 1-15/16 x 1/16 (166 x 50 x 2)	Metal	250	16
	<b>B45</b>	45-degree Angle Bracket	6-1/2 x 2-1/2 x 1/16 (166 x 64 x 2)	Metal	250	19
	<b>B60</b>	60-degree Angle Bracket	6-1/2 x 3 x 1/16 (166 x 77 x 2)	Metal	250	19
	<b>B90</b>	90-degree Angle Bracket	5 x 4-1/16 x 1/16 (127 x 104 x 2)	Metal	250	19
	<b>DWSC</b>	Splice Clip	3-7/8 x 1-1/16 x 1/16 (99 x 27 x 2)	Metal	200	9
	<b>2LC</b>	2-Layer Drywall Clip	3-7/16 x 3/8 x 1/16 (88 x 10 x 2)	Metal	150	6
	<b>DFC</b>	Drywall Fastener Clip	3-3/16 x 5/8 x 1/16 (81 x 16 x 2)	Metal	150	4
	<b>LBRC</b>	L-Bracket	2-1/4 x 2-1/4 x 1/16 (58 x 58 x 2)	Metal	200	15
	<b>DFB</b>	Direct Fixing Bracket	4-1/2 x 1-1/2 x 1/16 (115 x 39 x 2)	Metal	75	12
	<b>HW12</b>	Hanger Wire 12' (3660 mm) 12 Gage (2.05 mm)	144 x 12 gage x 12 gage (3658 x 12 gage x 12 gage)	Metal	141	50
	<b>SLOTTER1</b>	Slot Punch	11 x 3-1/4 x 1 (280 x 83 x 26)	Metal	1	2.5

### PHYSICAL DATA

#### MATERIAL

Hot dipped galvanized steel (G40, G90)

#### PROFILE HEIGHT

1.6"

#### CROSS TEE/MAIN RUNNER INTERFACE

Stepped-end/Override

#### END DETAIL

Main Runner: Integral stab  
Cross Tee: Staked-on Stab clip

#### LOAD CLASSIFICATION

Heavy duty per ASTM C635

#### WARRANTY

10-year Ecophon Warranty.  
Full warranty information can be found at [certainteed.com/ceilings](http://certainteed.com/ceilings).

### SEISMIC PERFORMANCE

#### MAIN RUNNERS:

DWS12-13-20, DWS12-13-20 G90

#### MINIMUM LBS. TO PULLOUT COMPRESSION/TENSION:

180 lbs.

#### CROSS TEES:

DWS2-13-20, DWS2.16-13-20, DWS3-13-20,  
DWS4-13-20, DWS4.16-13-20, DWS6-13-20,  
DWS2-13-20-G90, DWS2.16-13-20 G90,  
DWS3-13-20 G90, DWS4-13-20 G90,  
DWS4.16-13-20 G90, DWS6-13-20 G90

### ICC EVALUATION SERVICE, INC., REPORT COMPLIANCE

Suspension systems manufactured by CertainTeed Ceilings have been reviewed and are approved by listing in ICC-ES Evaluation Report ESR-3336. CertainTeed Ceilings suspension systems have been reviewed and are approved by listing in L.A. Research Report number 25978. Evaluation Reports are subject to reexamination, revision and possible cancellation. Refer to [certainteed.com/ceilings](http://certainteed.com/ceilings) for current reports.



Customer Support | [certainteed.com/ceilings](http://certainteed.com/ceilings) | 800-233-8990

LEED® is a registered trademark of the U.S. Green Building Council. Declare™ is a service mark of The International Living Future Institute © 2/19 CertainTeed Corporation