

9/16" SMOOTHLINE BOLT SLOT SYSTEM


Acoustical Suspension Systems

Contemporary flair and extended design flexibility that provides a uniform surface when installed with appropriate Narrow Reveal Edge ceiling panels.


MAIN RUNNER



CROSS TEE



9/16" | 7/8" WALL ANGLE

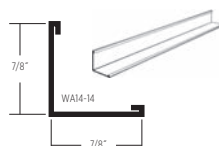
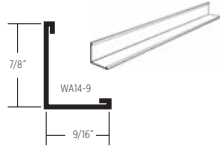
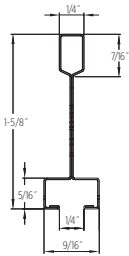


FEATURES AND BENEFITS

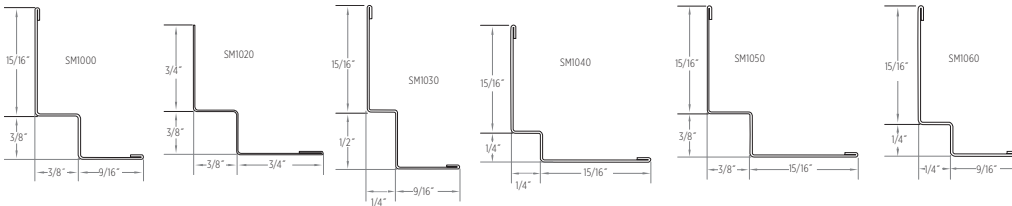
- Narrow 9/16" (15 mm) face features a 1/4" (6 mm) center regress and is compatible with certain narrow reveal edge panels
- Double web design for lasting durability and strength
- Mitered design on cross tee and main runner intersections produces a clean, continuous slot
- Grid features G30 hot-dipped galvanized steel web construction for corrosion resistance
- Available in standard white only (consult your Sales Representative about custom colors)
- Unique spring-clip joinery for secure install and easy removal

MAIN RUNNER

WALL ANGLE



SHADOW MOLDING



LEED® v4		
RECYCLED CONTENT		
MAIN RUNNER		
PRE: 30%	POST: 5%	TOTAL: 35%
CROSS TEE		
PRE: 30%	POST: 5%	TOTAL: 35%
WALL ANGLE		
PRE: 19%	POST: 69%	TOTAL: 88%
SHADOW MOLDING		
PRE: 9-19%	POST: 44-69%	TOTAL: 53-88%
<input checked="" type="checkbox"/>	MR: PBT Source Reduction (Healthcare)	
<input type="checkbox"/>	MR: Material Ingredients (HPDs)	
<input checked="" type="checkbox"/>	MR: Sourcing Raw Materials	
<input type="checkbox"/>	MR: Environmental Product Declarations (EPDs)	
<input checked="" type="checkbox"/>	MR: Construction and Demolition Waste Management Planning	

LEED® is a registered trademark of the U.S. Green Building Council.

9/16" SMOOTHLINE BOLT SLOT SYSTEM

Acoustical Suspension Systems





	Grid Face (in.)	Dimensions (in.)	Slot Spacing (in.)	Pieces/carton	Ft./carton	Seismic Design Category	Structural Classification (ASTM C635)	Recycled Content PRE*	Recycled Content POST*	Recycled Content TOTAL*	Allowable Uniform Load (plf)	Allowable Concentrated Load at midspan (lbf)**
MAIN RUNNER												
SL12-13-17	9/16	144 x 1-5/8 x 9/16	24 O.C.	20	240	—	ID	30%	5%	35%	—	—
CROSS TEE												
SL2-13-17	9/16	24 x 1-5/8 x 9/16	—	40	80	—	—	30%	5%	35%	—	—
SL4-13-17	9/16	48 x 1-5/8 x 9/16	24 O.C.	40	160	—	—	30%	5%	35%	—	—
WALL ANGLE												
WA14-9	9/16	144 x 7/8 x 9/16	—	40	480	—	—	19%	69%	88%	—	—
WA14-14	7/8	144 x 7/8 x 7/8	—	40	480	—	—	19%	69%	88%	—	—
SHADOW MOLDING												
SM1000	—	120 x 3/4 x 3/8 x 3/8 x 9/16	—	40	400	—	—	19%	69%	88%	—	—
SM1020 [†]	—	120 x 15/16 x 3/8 x 3/8 x 3/4	—	40	400	—	—	19%	69%	88%	—	—
SM1030	—	120 x 15/16 x 1/2 x 1/4 x 9/16	—	40	400	—	—	9%	44%	53%	—	—
SM1040	—	120 x 15/16 x 1/4 x 1/4 x 15/16	—	40	400	—	—	9%	44%	53%	—	—
SM1050	—	120 x 15/16 x 3/8 x 3/8 x 15/16	—	40	400	—	—	9%	44%	53%	—	—
SM1060	—	120 x 15/16 x 1/4 x 1/4 x 9/16	—	40	400	—	—	9%	44%	53%	—	—

[†]SM1020 is not hemmed along 3/4" side

*Maximum recycled content percentage. Recycled content varies by manufacturing location.

**Allowable concentrated loads at midspan are determined in accordance with AC308 Section 3.2. For each framing member, the allowable concentrated load must not be combined with the allowable uniform load.

ACCESSORIES

	Item Number	Product Name	Dimensions L" x W" x H" (mm)	Color	Pieces/carton	Lbs./carton
	AHD	Adjustable Hold Down Clip	1-1/8 x 1/2 x 1-11/16 (29 x 13 x 43)	Black	1000	16
	HW12	Hanger Wire 12" (3660 mm) 12 Gage (2.05 mm)	144 x 12 gage x 12 gage (3658 x 12 gage x 12 gage)	Metal	141	50
	SFYK	SmartFit Yoke	8.55 x 1.25 x 9.56 (217 x 32 x 243)	Metal	20	9
	SLNC	Smoothline Notch Cover for 24" or 48" systems	1 x 7/32 x 3/8	White	100	.6

PHYSICAL DATA

MATERIAL

Fully painted and hot dipped galvanized steel (G30)

FACE DIMENSION

9/16"

CROSS TEE/MAIN RUNNER INTERFACE

Mitered

LOAD CLASSIFICATION

Intermediate duty per ASTM C635

SURFACE FINISH

Fully Painted

PROFILE HEIGHT

1-5/8"

END DETAIL

Main Runner: Integral Stab
Cross Tee: Staked-on Stab Clip

WARRANTY

10-year Limited Suspension Systems warranty increases to 15 years when installed with CertainTeed ceiling panels. Full warranty information can be found at certainteed.com/ceilings.



CertainTeed

CEILINGS • DECKING • FENCE • GYPSUM • INSULATION • RAILING • ROOFING • SIDING • TRIM

20 Moores Road Malvern, PA 19355 Professional: 800-233-8990 Consumer: 800-782-8777 certainteed.com