

15/16" EZ STAB CLASSIC ENVIRONMENTAL SYSTEM

Acoustical Suspension Systems

The EZ Stab Classic Environmental System is ideal for areas where high humidity or extreme environments exist, such as parking garages and commercial kitchens.


MAIN RUNNER



CROSS TEE



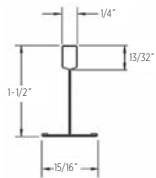
7/8" WALL ANGLE



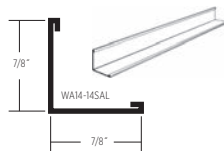
FEATURES AND BENEFITS

- Increased frequency (3" O.C.) of patented Latitude Holes™ provides installation flexibility
- EZ Stab clip technology allows for a fast and strong connection on cross tees with added removability
- Enhanced stitching increases stiffness, reducing bending or twisting
- Available in white only
- Suitable for all seismic applications
- Grid features G60 hot-dipped galvanized steel web construction with aluminum capping for high-humidity environments
- ICC certified (ESR-3336) and City of Los Angeles Building Code compliant via ESR-3336 LABC Supplement
- Uses standard 7/8" wall angle and shadow molding

MAIN RUNNER



WALL ANGLE



LEED® v4

RECYCLED CONTENT

MAIN RUNNER

PRE: 25%	POST: 31%	TOTAL: 56%
----------	-----------	------------

CROSS TEE

PRE: 24%	POST: 31%	TOTAL: 55%
----------	-----------	------------

WALL ANGLE

PRE: 9%	POST: 44%	TOTAL: 53%
---------	-----------	------------

MR: PBT Source Reduction (Healthcare)

MR: Material Ingredients (HPDs)

MR: Sourcing Raw Materials

MR: Environmental Product Declarations (EPDs)

MR: Construction and Demolition Waste Management Planning

LEED® is a registered trademark of the U.S. Green Building Council.

15/16" EZ STAB CLASSIC ENVIRONMENTAL SYSTEM

Acoustical Suspension Systems

	Grid Face (in.)	Dimensions (in.)	Slot Spacing (in.)	Pieces/carton	Ft./carton	Seismic Design Category	Structural Classification (ASTM C635)	Recycled Content PRE*	Recycled Content POST*	Recycled Content TOTAL*	Allowable Uniform Load (plf)	Allowable Concentrated Load at midspan (lbf)**
MAIN RUNNER												
EZEVS12-12-15-G60	15/16	144 x 1-1/2 x 15/16	6 O.C.	20	240	A-C	ID	25%	31%	56%	12.05	30.13
EZEVS12-12-20-G60	15/16	144 x 1-1/2 x 15/16	6 O.C.	20	240	A-F	HD	25%	31%	55%	16.7	41.72
CROSS TEE												
EZEVS2-12-12-G60	15/16	24 x 1-1/2 x 15/16	—	60	120	—	—	24%	31%	55%	36.14	45.18
EZEVS4-12-12-G60	15/16	48 x 1-1/2 x 15/16	12 O.C.	60	240	—	—	24%	31%	55%	8.98	22.44
WALL ANGLE - ALUMINUM												
WA14-14SAL	7/8	144 x 7/8 x 7/8	—	40	480	—	—	9%	44%	53%	—	—

*Maximum recycled content percentage. Recycled content varies by manufacturing location.

**Allowable concentrated loads at midspan are determined in accordance with AC308 Section 3.2. For each framing member, the allowable concentrated load must not be combined with the allowable uniform load.

ACCESSORIES

	Image	Part Number	Description	Dimensions	Color	Quantity	Weight
SEISMIC		SLEEVE1516	15/16" Sleeve	4 x 15/16 x 1/64 (102 x 24 x 1)	White	100	1.25
		CTSPC-2	Seismic Perimeter Clip	3-1/16 x 2-1/4 x 1-1/16 (78 x 58 x 27)	Metal	100	9
		CTSTJ	Seismic Transition Joint Clip	3-1/2 x 3-1/2 x 1-3/16 (89 x 89 x 31)	Metal	100	10
STANDARD		AHD	Adjustable Hold Down Clip	1-1/8 x 1/2 x 1-11/16 (29 x 13 x 43)	Black	1000	16
		OC15-1	Outside Corner Cap 15/16" (24 mm)	2-1/4 x 2-1/4 x 1/64 (58 x 58 x 1)	White	100	3
		IC15-1	Inside Corner Cap 15/16" (24 mm)	2-1/4 x 2-1/4 x 1/64 (58 x 58 x 1)	White	100	3
		HW12	Hanger Wire 12" (3660 mm) 12 Gage (2.05 mm)	144 x 12 gage x 12 gage (3658 x 12 gage x 12 gage)	Metal	141	50
		DLC	Direct Load Clip	1-1/8 x 3-1/16 x 1/16 (29 x 78 x 2)	Metal	150	9
		EZSLOTTER	Slot Punch	11 x 3-1/4 x 1 (280 x 83 x 26)	Metal	1	2.5
		SFYK	SmartFit Yoke	8.55 x 1.25 x 9.56 (217 x 32 x 243)	Metal	20	9

PHYSICAL DATA

MATERIAL

Hot dipped galvanized steel (G60)

FACE DIMENSION

15/16"

CROSS TEE/MAIN RUNNER INTERFACE

Stepped-end/Override

LOAD CLASSIFICATION

Heavy duty and Intermediate duty per ASTM C635

SURFACE FINISH

Painted Aluminum Cap

PROFILE HEIGHT

1-1/2"

END DETAIL

Main Runner: Integral Stab
Cross Tee: Staked-on Stab Clip

SEISMIC RATING

A, B, C, D, E, F

WARRANTY

10-year Limited Suspension Systems warranty increases to 15 years when installed with CertainTeed ceiling panels. Full warranty information can be found at certainteed.com/ceilings.

SEISMIC PERFORMANCE

MAIN RUNNERS:

EZEVS12-12-20-G60, EZEVS12-12-15-G60

MINIMUM LBS. TO PULLOUT COMPRESSION/TENSION:

180 lbs.

CROSS TEES:

EZEVS2-12-12-G60, EZEVS4-12-12-G60

ICC EVALUATION SERVICE, INC., REPORT COMPLIANCE

Suspension systems manufactured by CertainTeed ceilings have been reviewed and are approved by listing in ICC-ES Evaluation Report ESR-3336. CertainTeed suspension systems have been reviewed and are approved by listing in the City of Los Angeles Building Code ESR-3336 LABC Supplement. Evaluation Reports are subject to reexamination, revision and possible cancellation. Refer to certainteed.com/ceilings for current reports.



CertainTeed

CEILINGS • DECKING • FENCE • GYPSUM • INSULATION • RAILING • ROOFING • SIDING • TRIM
20 Moores Road Malvern, PA 19355 Professional: 800-233-8990 Consumer: 800-782-8777 certainteed.com