

15/16" EZ STAB CLASSIC ALUMINUM CAPPED SYSTEM

Acoustical Suspension Systems

The EZ Stab Classic Aluminum Capped System is for areas where moisture is a concern, such as commercial kitchens, laboratories and sanitary spaces.



MAIN RUNNER



CROSS TEE



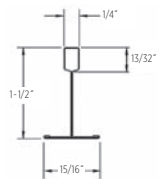
7/8" WALL ANGLE



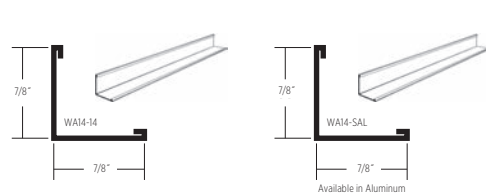
FEATURES AND BENEFITS

- Increased frequency (3" O.C.) of patented Latitude Holes™ provides installation flexibility
- EZ Stab clip technology allows for a fast and strong connection on cross tees with added removability
- Enhanced stitching increases stiffness, reducing bending or twisting
- Grid features G30 hot-dipped galvanized steel web construction for corrosion resistance
- Suitable for all seismic applications
- Satisfies USDA/FSIS guidelines for sanitary applications
- ICC certified (ESR-3336) and City of Los Angeles Building Code compliant via ESR-3336 LABC Supplement
- Available in standard white and black and 5 additional colors

MAIN RUNNER



WALL ANGLE



LEED® v4

RECYCLED CONTENT

MAIN RUNNER

PRE: 25% POST: 32% TOTAL: 57%

CROSS TEE

PRE: 25% POST: 33% TOTAL: 58%

WALL ANGLE

PRE: 9-19% POST: 44-69% TOTAL: 53-88%

MR: PBT Source Reduction (Healthcare)

MR: Material Ingredients (HPDs)

MR: Sourcing Raw Materials

MR: Environmental Product Declarations (EPDs)

MR: Construction and Demolition Waste Management Planning

LEED® is a registered trademark of the U.S. Green Building Council.

15/16" EZ STAB CLASSIC ALUMINUM CAPPED SYSTEM











Acoustical Suspension Systems

	Grid Face (in.)	Dimensions (in.)	Slot Spacing (in.)	Pieces/carton	Ft./carton	Seismic Design Category	Structural Classification (ASTM C635)	Recycled Content PRE*	Recycled Content POST*	Recycled Content TOTAL*	Allowable Uniform Load (plf)	Allowable Concentrated Load at midspan (lbf)**
MAIN RUNNER												
EZACS12-12-15	15/16	144 x 1-1/2 x 15/16	6 O.C.	20	240	A-C	ID	25%	32%	57%	12.05	30.13
EZACS12-12-20	15/16	144 x 1-1/2 x 15/16	6 O.C.	20	240	A-F	HD	25%	32%	57%	16.7	41.72
CROSS TEE												
EZACS2-12-12	15/16	24 x 1-1/2 x 15/16	—	60	120	—	—	25%	33%	58%	36.14	45.18
EZACS4-12-12	15/16	48 x 1-1/2 x 15/16	12 O.C.	60	240	—	—	25%	33%	58%	8.98	22.44
WALL ANGLE												
WA14-14SAL (Aluminum)	7/8	144 x 7/8 x 7/8	—	40	480	—	—	9%	44%	53%	—	—
WA14-14	7/8	144 x 7/8 x 7/8	—	40	480	—	—	19%	69%	88%	—	—

*Maximum recycled content percentage. Recycled content varies by manufacturing location.

**Allowable concentrated loads at midspan are determined in accordance with ACS368 Section 3.2. For each framing member, the allowable concentrated load must not be combined with the allowable uniform load. To specify color other than white, order by item number followed by color code. Example: EZACS12-12-15 BLK. Color List: Black - BLK, Beige Breeze - BEB, Blondewood - BLW, Silver Lining - SIL, Wet Clay - WEC, White Wash - WIW.

ACCESSORIES

	Item Number	Product Name	Dimensions L" x W" x H" (mm)	Color	Pieces/carton	Lbs./carton
SEISMIC	 SLEEVE1516	15/16" Sleeve	4 x 15/16 x 1/64 (102 x 24 x 1)	White	100	1.25
	 CTSPC-2	Seismic Perimeter Clip	3-1/16 x 2-1/4 x 1-1/16 (78 x 58 x 27)	Metal	100	9
	 CTSTJ	Seismic Transition Joint Clip	3-1/2 x 3-1/2 x 1-3/16 (89 x 89 x 31)	Metal	100	10
STANDARD	 AHD	Adjustable Hold Down Clip	1-1/8 x 1/2 x 1-11/16 (29 x 13 x 43)	Black	1000	16
	 OC15-1	Outside Corner Cap 15/16" (24 mm)	2-1/4 x 2-1/4 x 1/64 (58 x 58 x 1)	White	100	3
	 IC15-1	Inside Corner Cap 15/16" (24 mm)	2-1/4 x 2-1/4 x 1/64 (58 x 58 x 1)	White	100	3
	 HW12	Hanger Wire 12" (3660 mm) 12 Gage (2.05 mm)	144 x 12 gage x 12 gage (3658 x 12 gage x 12 gage)	Metal	141	50
	 DLC	Direct Load Clip	1-1/8 x 3-1/16 x 1/16 (29 x 78 x 2)	Metal	150	9
	 EZSLOTTER	Slot Punch	11 x 3-1/4 x 1 (280 x 83 x 26)	Metal	1	2.5
	 SFYK	SmartFit Yoke	8.55 x 1.25 x 9.56 (217 x 32 x 243)	Metal	20	9

PHYSICAL DATA

MATERIAL

Hot dipped galvanized steel (G30)

FACE DIMENSION

15/16"

CROSS TEE/MAIN RUNNER INTERFACE

Stepped-end/Override

LOAD CLASSIFICATION

Heavy duty and Intermediate duty per ASTM C635

SURFACE FINISH

Painted Aluminum Cap

PROFILE HEIGHT

1-1/2"

END DETAIL

Main Runner: Integral Stab
Cross Tee: Staked-on Stab Clip

SEISMIC RATING

A, B, C, D, E, F

WARRANTY

10-year Limited Suspension Systems warranty increases to 15 years when installed with CertainTeed ceiling panels. Full warranty information can be found at certainteed.com/ceilings.

SEISMIC PERFORMANCE

MAIN RUNNERS:

EZACS12-12-20, EZACS12-12-15

MINIMUM LBS. TO PULLOUT

COMPRESSION/TENSION:
180 lbs.

CROSS TEES:

EZACS2-12-12, EZACS4-12-12

ICC EVALUATION SERVICE, INC., REPORT COMPLIANCE

Suspension systems manufactured by CertainTeed ceilings have been reviewed and are approved by listing in ICC-ES Evaluation Report ESR-3336. CertainTeed suspension systems have been reviewed and are approved by listing in the City of Los Angeles Building Code ESR-3336 LABC Supplement. Evaluation Reports are subject to reexamination, revision and possible cancellation. Refer to certainteed.com/ceilings for current reports.



CertainTeed

CEILINGS • DECKING • FENCE • GYPSUM • INSULATION • RAILING • ROOFING • SIDING • TRIM
20 Moores Road Malvern, PA 19355 Professional: 800-233-8990 Consumer: 800-782-8777 certainteed.com