


1-1/2" DRYWALL SYSTEM

Drywall Systems

Double-stitched web for strength and stability, knurled face for easier screw installation, fast and painless installation.

MAIN RUNNER



FEATURES AND BENEFITS


- Knurled face for easier screw installation
- Expanded cross tee offering facilitates integration with Types F & G light fixtures
- Double stitched web for added strength
- Cross tees feature staked-on end tabs for optimal tightness and ease of installation
- Manufactured in accordance with ASTM C635 and in compliance with ASTM C645
- Classified Heavy Duty per ASTM C635
- Stepped-end design featured on cross tees

CROSS TEE



- Utilizes G40 hot-dipped galvanized construction for superior corrosion resistance
- G90 is available for extreme corrosion resistance and exterior applications
- Suitable for use in the following UL/ULC Fire Resistive Assemblies: D501, D502, D503, G041, G523, G524, G526, G527, G528, G529, G553, L502, L508, L513, L515, L525, L526, L529, P506, P508, P509, P510, P513, P514, P560
- Metric sizes available for integration with Gyptone® BIG™ Boards
- High recycled content

1-1/2" WALL ANGLE



LEED® v4

RECYCLED CONTENT

MAIN RUNNER

PRE: 19-28% POST: 34-69% TOTAL: 62-88%

CROSS TEE

PRE: 19-28% POST: 34-68% TOTAL: 62-87%

WALL ANGLE

PRE: 19-28% POST: 34-69% TOTAL: 61-88%

MR: PBT Source Reduction (Healthcare)

MR: Material Ingredients (HPDs)

MR: Sourcing Raw Materials

MR: Environmental Product Declarations (EPDs)

MR: Construction and Demolition Waste Management Planning

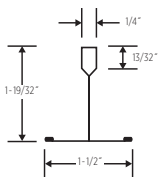
LEED® is a registered trademark of the U.S. Green Building Council.

DeclareSM

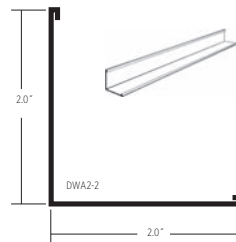
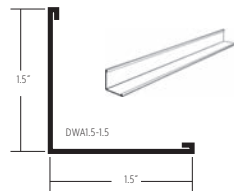
Living Building Challenge Red List Free*

DeclareSM is a service mark of The International Living Future Institute

MAIN RUNNER



WALL ANGLE



1-1/2" DRYWALL SYSTEM

Drywall Systems

G40 GALVANIZATION		Description	Dimensions (in.)	Slot Spacing (in.)	Pieces/carton	Ft./carton	Lbs./carton	Recycled Content PRE*	Recycled Content POST*	Recycled Content TOTAL*	Allowable Uniform Load (plf)	Allowable Concentrated Load at midspan (lbf)**
MAIN RUNNER												
DWS12-13-20		HD FR Main Runner G40	144 x 1.6 x 1.5	54, starting 2-1/4" from each end	16	192	61	19%	69%	88%	17.72	4.3
CROSS TEE												
DWS1.16-13-20		14" Cross Tee G40	14 x 1.6 x 1.5	—	48	56	20	19%	68%	87%	—	—
DWS2-13-20		24" Cross Tee G40	24 x 1.6 x 1.5	10, 12, 14	48	96	31	19%	68%	87%	76	95.03
DWS2.16-13-20		26" Cross Tee G40	26 x 1.6 x 1.5	12, 14	48	104	34	19%	68%	87%	67.9	91.98
DWS3-13-20		36" Cross Tee G40	36 x 1.6 x 1.5	—	48	144	47	19%	68%	87%	42.5†	79.71
DWS4-13-20		48" Cross Tee G40	48 x 1.6 x 1.5	10, 12, 14, 22, 24, 26, 34, 36, 38	48	192	61	19%	68%	87%	18.32†	45.8
DWS4.16-13-20		50" Cross Tee G40	50 x 1.6 x 1.5	10, 12, 14, 24, 26, 36, 38, 40	48	200	64	19%	68%	87%	21.75†	56.6
DWS6-13-20		72" Cross Tee G40	72 x 1.6 x 1.5	22, 24, 26, 46, 48, 50	36	216	71	19%	68%	87%	5.89†	22.09
WALL ANGLE												
DWA1.5-1.5		1.5" WA G40	144 x 1.5 x 1.5	—	20	240	59	19%	69%	88%	—	—
DWA2-2		2" WA G40	144 x 2 x 2	—	20	240	59	19%	69%	88%	—	—
G90 GALVANIZATION FOR EXTREME CORROSION RESISTANCE		Description	Dimensions (in.)	Slot Spacing (in.)	Pieces/carton	Ft./carton	Lbs./carton	Recycled Content PRE*	Recycled Content POST*	Recycled Content TOTAL*	Allowable Uniform Load (plf)	Allowable Concentrated Load at midspan (lbf)**
MAIN RUNNER												
DWS12-13-20 G90		HD FR Main Runner G90	144 x 1.6 x 1.5	54, starting 2-1/4" from each end	16	192	61	19%	69%	88%	17.72	4.3
CROSS TEE												
DWS1.16-13-20 G90		14" Cross Tee G90	14 x 1.6 x 1.5	—	48	56	20	19%	68%	87%	—	—
DWS2-13-20 G90		24" Cross Tee G90	24 x 1.6 x 1.5	10, 12, 14	48	96	31	19%	68%	87%	76	95.03
DWS2.16-13-20 G90		26" Cross Tee G90	26 x 1.6 x 1.5	12, 14	48	104	34	19%	68%	87%	67.9	91.98
DWS3-13-20 G90		36" Cross Tee G90	36 x 1.6 x 1.5	—	48	144	47	19%	68%	87%	42.5†	79.71
DWS4-13-20 G90		48" Cross Tee G90	48 x 1.6 x 1.5	10, 12, 14, 22, 24, 26, 34, 36, 38	48	192	61	19%	68%	87%	18.32†	45.8
DWS4.16-13-20 G90		50" Cross Tee G90	50 x 1.6 x 1.5	10, 12, 14, 24, 26, 36, 38, 40	48	200	64	19%	68%	87%	21.75†	56.6
DWS6-13-20 G90		72" Cross Tee G90	72 x 1.6 x 1.5	22, 24, 26, 46, 48, 50	36	216	71	19%	68%	87%	5.89†	22.09
WALL ANGLE												
DWA1.5-1.5 G90		1.5" WA G90	144 x 1.5 x 1.5	—	20	240	59	19%	69%	88%	—	—
DWA2-2 G90		2" WA G90	144 x 2 x 2	—	20	240	59	27%	34%	61%	—	—
METRIC SIZES FOR INTEGRATION WITH GYPTONE BIG BOARDS		Description	Dimensions (mm)	Slot Spacing (mm)	Pieces/carton	m/carton	Lbs./carton	Recycled Content PRE*	Recycled Content POST*	Recycled Content TOTAL*	Allowable Uniform Load (plf)	Allowable Concentrated Load at midspan (lbf)**
MAIN RUNNER METRIC												
DWS3600MM-13-20 G40		HD FR Main Runner	3600 x 41 x 38	150, starting 75mm from each end	16	57.6	61	28%	34%	62%	—	—
CROSS TEE METRIC												
DWS1500MM-13-20 G40		1500 mm Cross Tee	1500 x 41 x 38	150, 350, 250, 250, 350, 150	36	54	31	28%	34%	62%	—	—
DWS1200MM-13-20 G40		1200 mm Cross Tee	1200 x 41 x 38	300	48	57.6	34	28%	34%	62%	—	—
DWS750MM-13-20 G40		750 mm Cross Tee	750 x 41 x 38	—	48	36	47	28%	34%	62%	—	—
DWS900MM-13-20 G40		900 mm Cross Tee	900 x 41 x 38	—	48	43.2	61	28%	34%	62%	—	—
DWS600MM-13-20 G40		600 mm Cross Tee	600 x 41 x 38	—	48	28.8	64	28%	34%	62%	—	—
WALL ANGLE METRIC												
DWA1.5-1.5		38 mm Wall Angle	3658 x 38 x 38	—	20	73.2	59	19%	69%	88%	—	—
DWA2-2		51 mm Wall Angle	3658 x 51 x 51	—	20	73.2	59	19%	69%	88%	—	—

*Maximum recycled content percentage. Recycled content varies by manufacturing location.












**Allowable concentrated loads at midspan are determined in accordance with AC308 Section 3.2. For each framing member, the allowable concentrated load must not be combined with the allowable uniform load.

†Laterally braced at midspan.

1-1/2" DRYWALL SYSTEM

Drywall Systems

ACCESSORIES

	Item Number	Product Name	Dimensions L" x W" x H" (mm)	Color	Pieces/ carton	Lbs./ carton
	B30	30-degree Angle Bracket	6-1/2 x 1-15/16 x 1/16 (166 x 50 x 2)	Metal	250	16
	B45	45-degree Angle Bracket	6-1/2 x 2-1/2 x 1/16 (166 x 64 x 2)	Metal	250	19
	B60	60-degree Angle Bracket	6-1/2 x 3 x 1/16 (166 x 77 x 2)	Metal	250	19
	B90	90-degree Angle Bracket	5 x 4-1/16 x 1/16 (127 x 104 x 2)	Metal	250	19
	DWSC	Splice Clip	3-7/8 x 1-1/16 x 1/16 (99 x 27 x 2)	Metal	200	9
	2LC	2-Layer Drywall Clip	3-7/16 x 3/8 x 1/16 (88 x 10 x 2)	Metal	150	6
	DFC	Drywall Fastener Clip	3-3/16 x 5/8 x 1/16 (81 x 16 x 2)	Metal	150	4
	LBRC	L-Bracket	2-1/4 x 2-1/4 x 1/16 (58 x 58 x 2)	Metal	200	15
	DFB	Direct Fixing Bracket	4-1/2 x 1-1/2 x 1/16 (115 x 39 x 2)	Metal	75	12
	HW12	Hanger Wire 12" (3660 mm) 12 Gage (2.05 mm)	144 x 12 gage x 12 gage (3658 x 12 gage x 12 gage)	Metal	141	50
	SLOTTER1	Slot Punch	11 x 3-1/4 x 1 (280 x 83 x 26)	Metal	1	2.5

PHYSICAL DATA

MATERIAL

Hot dipped galvanized steel (G40, G90)

PROFILE HEIGHT

1.6"

CROSS TEE/MAIN RUNNER INTERFACE

Stepped-end/Override

END DETAIL

Main Runner: Integral stab
Cross Tee: Staked-on Stab clip

LOAD CLASSIFICATION

Heavy duty per ASTM C635

WARRANTY

10-year Limited Suspension Systems warranty.
Full warranty information can be found at certainteed.com/ceilings.

SEISMIC PERFORMANCE

MAIN RUNNERS:

DWS12-13-20, DWS12-13-20 G90

MINIMUM LBS. TO PULLOUT COMPRESSION/TENSION:

180 lbs.

CROSS TEES:

DWS2-13-20, DWS2.16-13-20, DWS3-13-20,
DWS4-13-20, DWS4.16-13-20, DWS6-13-20,
DWS2-13-20-G90, DWS2.16-13-20 G90,
DWS3-13-20 G90, DWS4-13-20 G90,
DWS4.16-13-20 G90, DWS6-13-20 G90

ICC EVALUATION SERVICE, INC., REPORT COMPLIANCE

Suspension systems manufactured by CertainTeed ceilings have been reviewed and are approved by listing in ICC-ES Evaluation Report ESR-3336. CertainTeed suspension systems have been reviewed and are approved by listing in the City of Los Angeles Building Code ESR-3336 LABC Supplement. Evaluation Reports are subject to reexamination, revision and possible cancellation. Refer to certainteed.com/ceilings for current reports.



CertainTeed

CEILINGS • DECKING • FENCE • GYPSUM • INSULATION • RAILING • ROOFING • SIDING • TRIM
20 Moores Road Malvern, PA 19355 Professional: 800-233-8990 Consumer: 800-782-8777 certainteed.com

1-1/2" DRYWALL SYSTEM

Drywall Systems

